

UNVEIL OUR  
**LUXURIOUS RANGE**  
OF SURFACES



**GOLDEN  
GLOSSY**  
COLLECTION

**600x  
1200**  
mm


‘  
ELEVATE  
YOUR HOME  
WITH  
EVERY TILE

One of the cornerstones of Our vision is the constant pursuit of excellence in both process and product, in order to offer the highest quality ceramic tiles to customers and designers. For this we use the most advanced technologies in our fully automated and digitized facilities, combining production performance with respect for the environment and worker safety.

New lifestyles demand new products. Fresh priorities, such as those of the environment inside and outside homes, offices and public buildings, lead to the updating of the models for use of materials.”

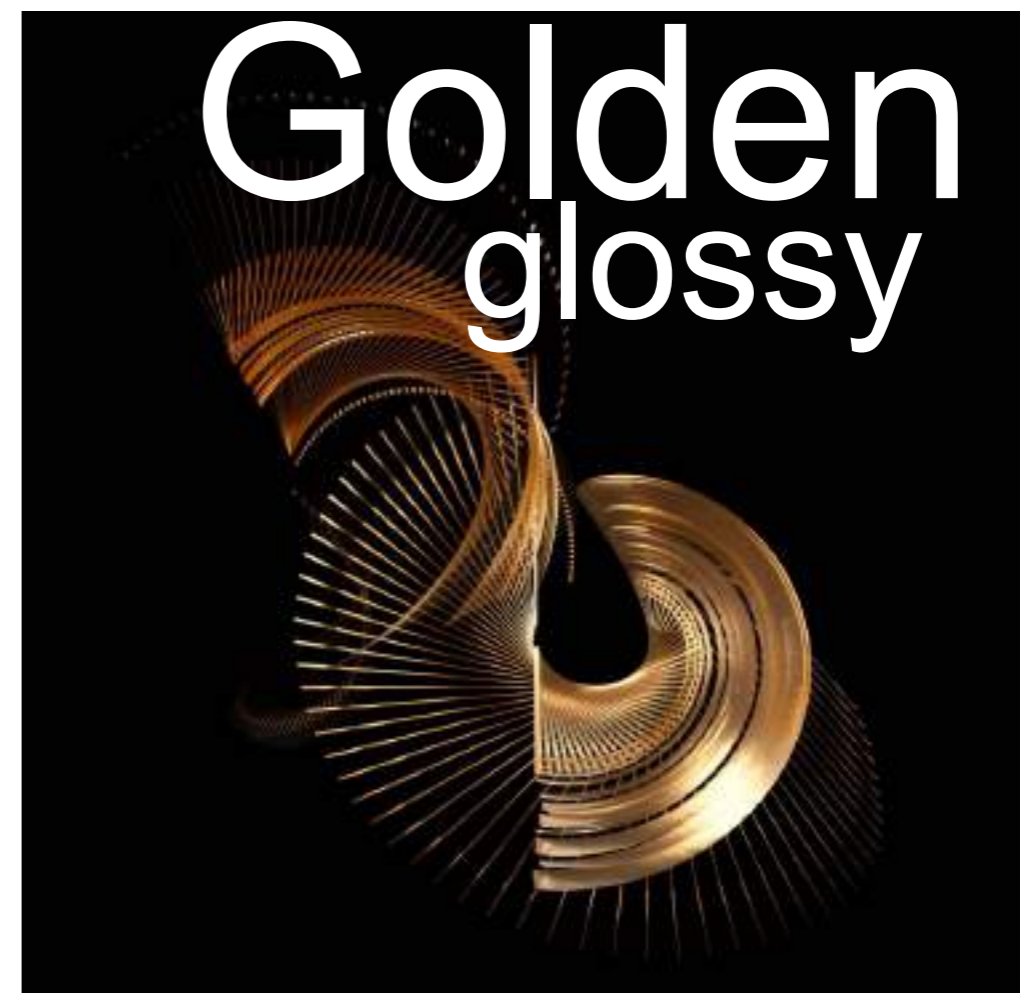
“Innovation becomes not merely an aim but the underlying motor of a new strategy, a unifying principle that brings together the most change-oriented forces both inside and outside firms.

600x  
1200  
mm



SUSTANAIBLE  
DEVELOPMENT  
WITH OUR COMPANY

# Advantages


 LIGHTNESS WATER PROOF SCRATCH RESISTANCE RECYCLED LARGE FORMAT 100% NATURAL UV RESISTANCE SHOCK RESISTANCE HYGIENIC LOW TEMPERATURE RESISTANCE HIGH TEMPERATURE RESISTANCE STAIN REISITANCE

**GOLDEN  
GLOSSY**  
COLLECTION

600x  
1200  
mm

**GLOSSY  
FINISH**

ENHANCES  
THE CERAMIC  
INSERTS WITH  
**A WEALTH OF  
COLOURS &  
SHADES**



# It is your **Ceramic**

‘

THE ART OF CREATING  
A BALANCED  
COMPOSITION  
OF DESIGN,  
COLOUR & VITALITY.

**GOLDEN  
GLOSSY**  
COLLECTION

**600x  
1200**  
mm

# ADVANTAGE & FEATURES

Nature, technology, science and design. Top quality ceramic surfaces by we are compact and impermeable, because they're made from pure minerals pressed and sintered at more than 1200°C. The best choice, for durability, safety, hygiene and beauty.



## Versatile Size

Available in the grand size, the collection presents you with a perfect tiling solution to create seamless interiors.



## Safe & Secure

Non-porous, hygienic, stain and scratch protected, the tiles from this collection are also ice and thermal shock-resistant.



## Design Varieties

Available across a spectrum of patterns, the collection offers variety for all kinds of spaces and preferences.



## More Sustainable

The collection is made from exceptionally durable and recyclable material, giving it an edge with its ecological and ecofriendliness.

# USAGE POSSIBILITIES





Belezza Green Gold



Belezza Grey Gold



Boss Green Gold



Botanic Green Gold



Botanic Grey Gold



Exotic Blue Gold



Exotic Green Gold



Exotic Grey Gold



Fantasy Gold



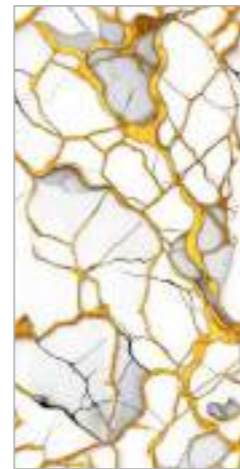
Gorgeous Aqua Gold




Gorgeous Grey Gold




Lesy Grey Gold



Lilac Gold



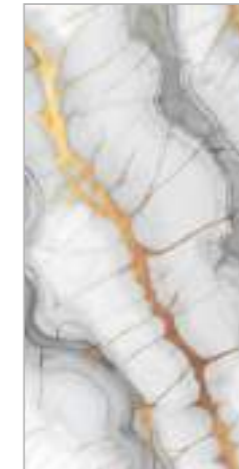
Luxury Cobalt Gold



Luxury Grey Gold



Mysterious Green Gold



Mysterious Grey Gold



Ottoman Gold



Real Gold



Waves Aqua Gold



Waves Grey Gold



**GOLDEN  
GLOSSY**  
COLLECTION

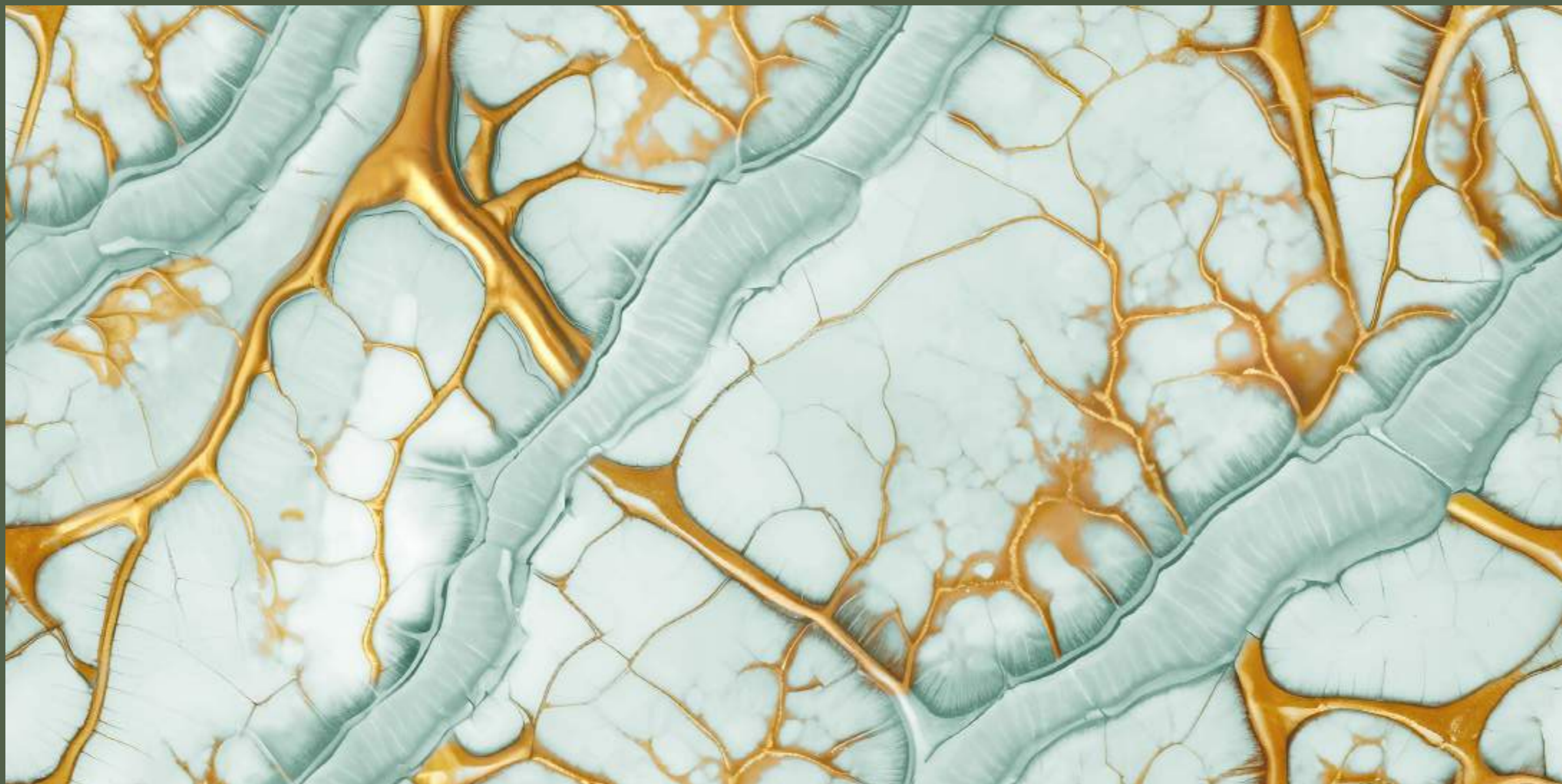
**BELEZZA  
GREEN GOLD**

Size : 600x1200mm | 60x120cm

Surface : Glossy

Faces : 1 Randoms

Thickness : 9mm (Approx)






BELEZZA  
GREEN GOLD

Size : 600x1200mm | 60x120cm

Surface : Glossy

Faces : 4 Randoms

Thickness : 9mm (Approx)



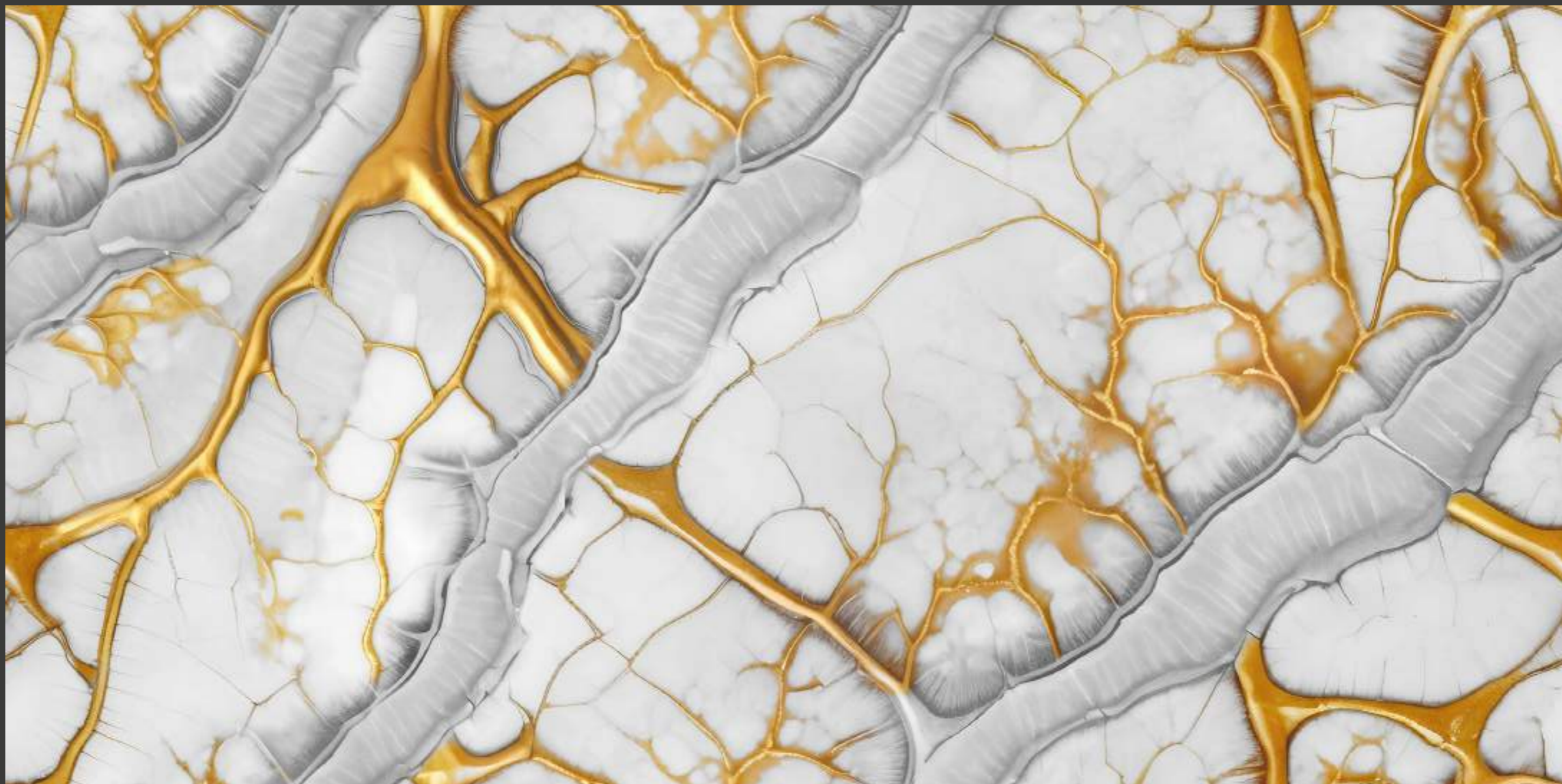
**BELEZZA  
GREY GOLD**

Size : 600x1200mm | 60x120cm

Surface : Glossy

Faces : 1 Randoms

Thickness : 9mm (Approx)



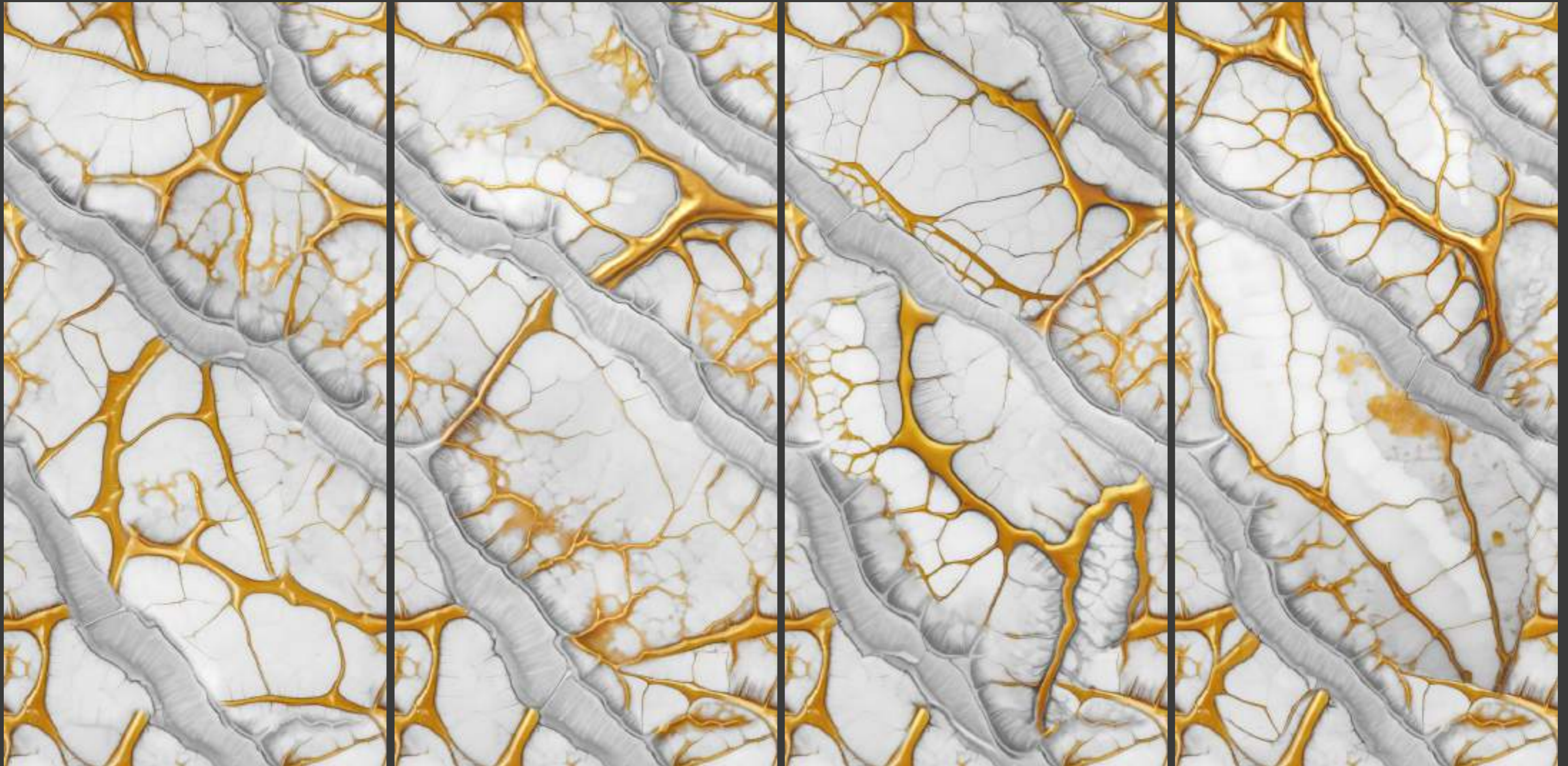
BELEZZA  
GREY GOLD

Size : 600x1200mm | 60x120cm

Surface : Glossy

Faces : 4 Randoms

Thickness : 9mm (Approx)





DESIGN :  
**BELEZZA GREY GOLD**

**BOSS  
GREEN GOLD**

Size : 600x1200mm | 60x120cm

Surface : Glossy

Faces : 1 Randoms

Thickness : 9mm (Approx)



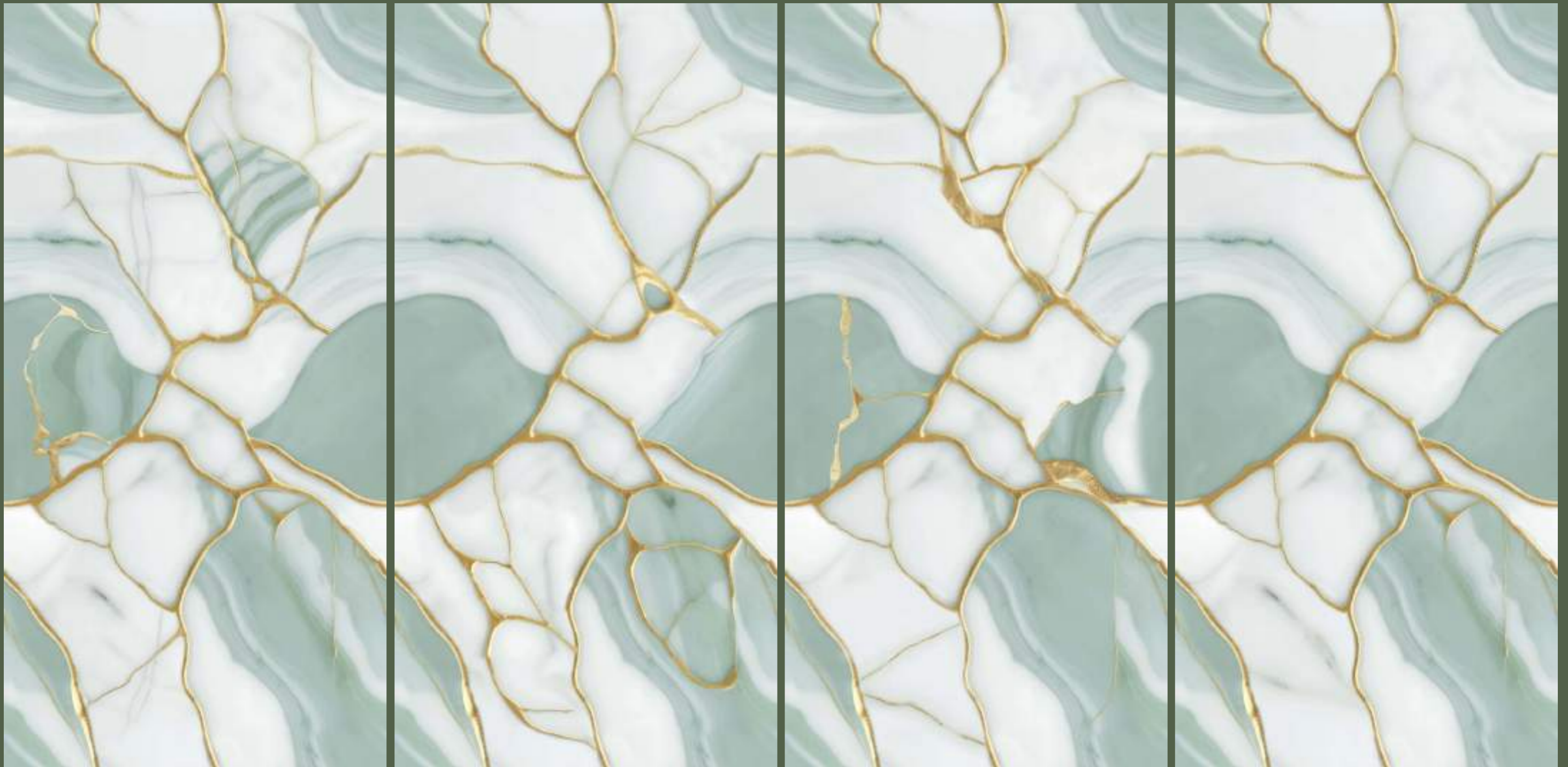
# BOSS GREEN GOLD

Size : 600x1200mm | 60x120cm

Surface : Glossy

Faces : 4 Randoms

Thickness : 9mm (Approx)





DESIGN :  
**BOSS GREEN GOLD**

**BOTANIC  
GREEN GOLD**

Size : 600x1200mm | 60x120cm

Surface : Glossy

Faces : 1 Randoms

Thickness : 9mm (Approx)






# BOTANIC GREEN GOLD

Size : 600x1200mm | 60x120cm

Surface : Glossy

Faces : 4 Randoms

Thickness : 9mm (Approx)



**BOTANIC  
GREY GOLD**

Size : 600x1200mm | 60x120cm

Surface : Glossy

Faces : 1 Randoms

Thickness : 9mm (Approx)



# BOTANIC GREY GOLD

Size : 600x1200mm | 60x120cm

Surface : Glossy

Faces : 4 Randoms

Thickness : 9mm (Approx)





DESIGN :  
**BOTANIC GREY GOLD**

**GOLDEN  
GLOSSY**  
COLLECTION

**EXOTIC  
BLUE GOLD**

Size : 600x1200mm | 60x120cm

Surface : Glossy

Faces : 1 Randoms

Thickness : 9mm (Approx)




# EXOTIC BLUE GOLD

Size : 600x1200mm | 60x120cm

Surface : Glossy

Faces : 4 Randoms

Thickness : 9mm (Approx)



**GOLDEN  
GLOSSY**  
COLLECTION

EXOTIC  
**GREEN GOLD**

Size : 600x1200mm | 60x120cm

Surface : Glossy

Faces : 1 Randoms

Thickness : 9mm (Approx)




# EXOTIC GREEN GOLD

Size : 600x1200mm | 60x120cm

Surface : Glossy

Faces : 4 Randoms

Thickness : 9mm (Approx)





**GOLDEN  
GLOSSY**  
COLLECTION


**EXOTIC  
GREY GOLD**

Size : 600x1200mm | 60x120cm

Surface : Glossy

Faces : 1 Randoms

Thickness : 9mm (Approx)




# EXOTIC GREY GOLD

Size : 600x1200mm | 60x120cm

Surface : Glossy

Faces : 4 Randoms

Thickness : 9mm (Approx)





DESIGN :  
**EXOTIC GREY GOLD**

**FANTASY  
GOLD**

Size : 600x1200mm | 60x120cm

Surface : Glossy

Faces : 1 Randoms

Thickness : 9mm (Approx)



# FANTASY GOLD

Size : 600x1200mm | 60x120cm

Surface : Glossy

Faces : 4 Randoms

Thickness : 9mm (Approx)





DESIGN :  
**FANTASY GOLD**

**GOLDEN  
GLOSSY**  
COLLECTION


**GORGEOUS  
AQUA GOLD**

Size : 600x1200mm | 60x120cm

Surface : Glossy

Faces : 1 Randoms

Thickness : 9mm (Approx)




# GORGEOUS AQUA GOLD

Size : 600x1200mm | 60x120cm

Surface : Glossy

Faces : 4 Randoms

Thickness : 9mm (Approx)





**GOLDEN  
GLOSSY**  
COLLECTION

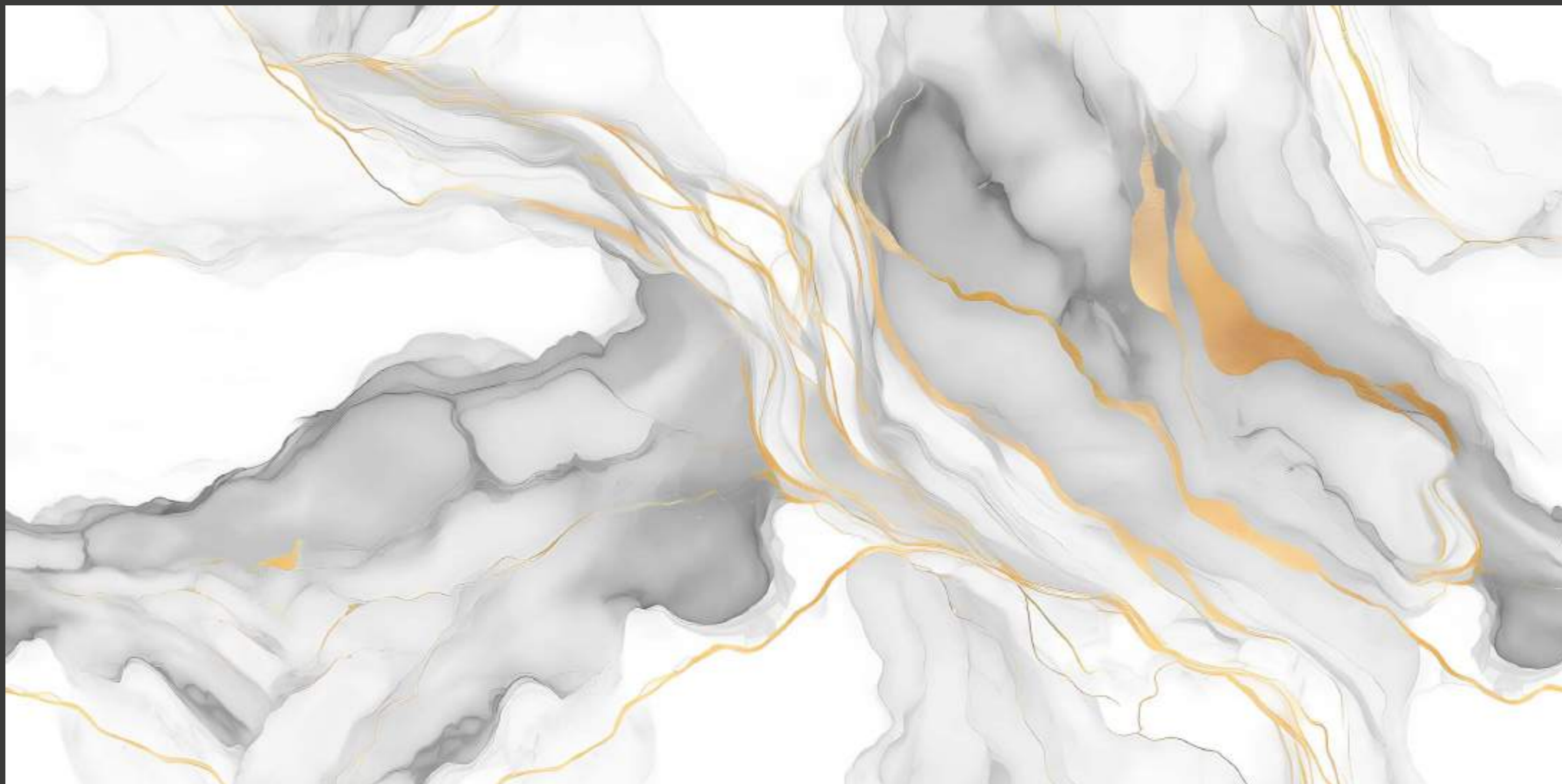
**GORGEOUS  
GREY GOLD**

Size : 600x1200mm | 60x120cm

Surface : Glossy

Faces : 1 Randoms

Thickness : 9mm (Approx)



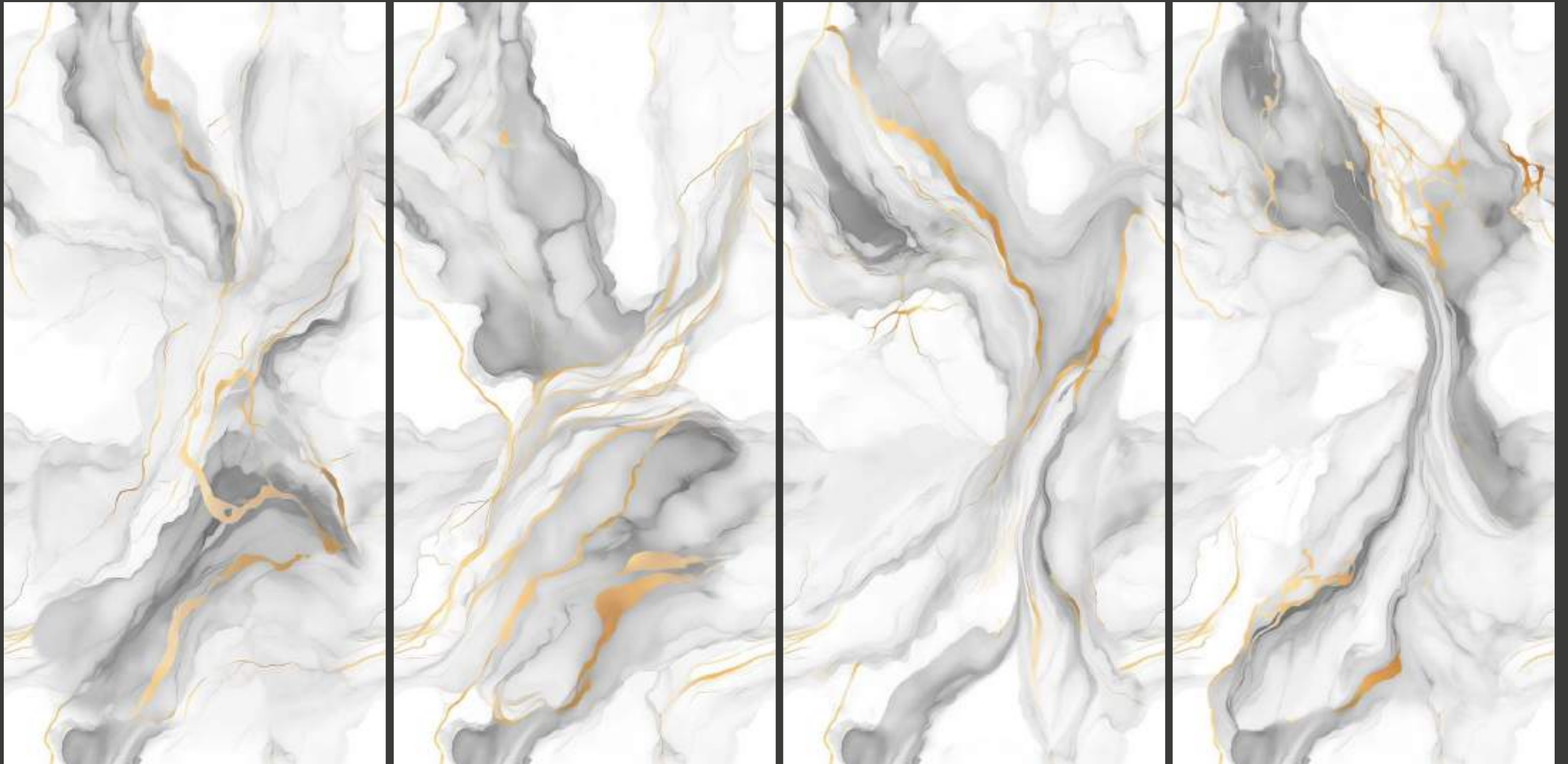
# GORGEOUS GREY GOLD

Size : 600x1200mm | 60x120cm

Surface : Glossy

Faces : 4 Randoms

Thickness : 9mm (Approx)





DESIGN :  
**GORGEOUS GREY GOLD**

**GOLDEN  
GLOSSY**  
COLLECTION

LESY  
GREY GOLD

Size : 600x1200mm | 60x120cm

Surface : Glossy

Faces : 1 Randoms

Thickness : 9mm (Approx)



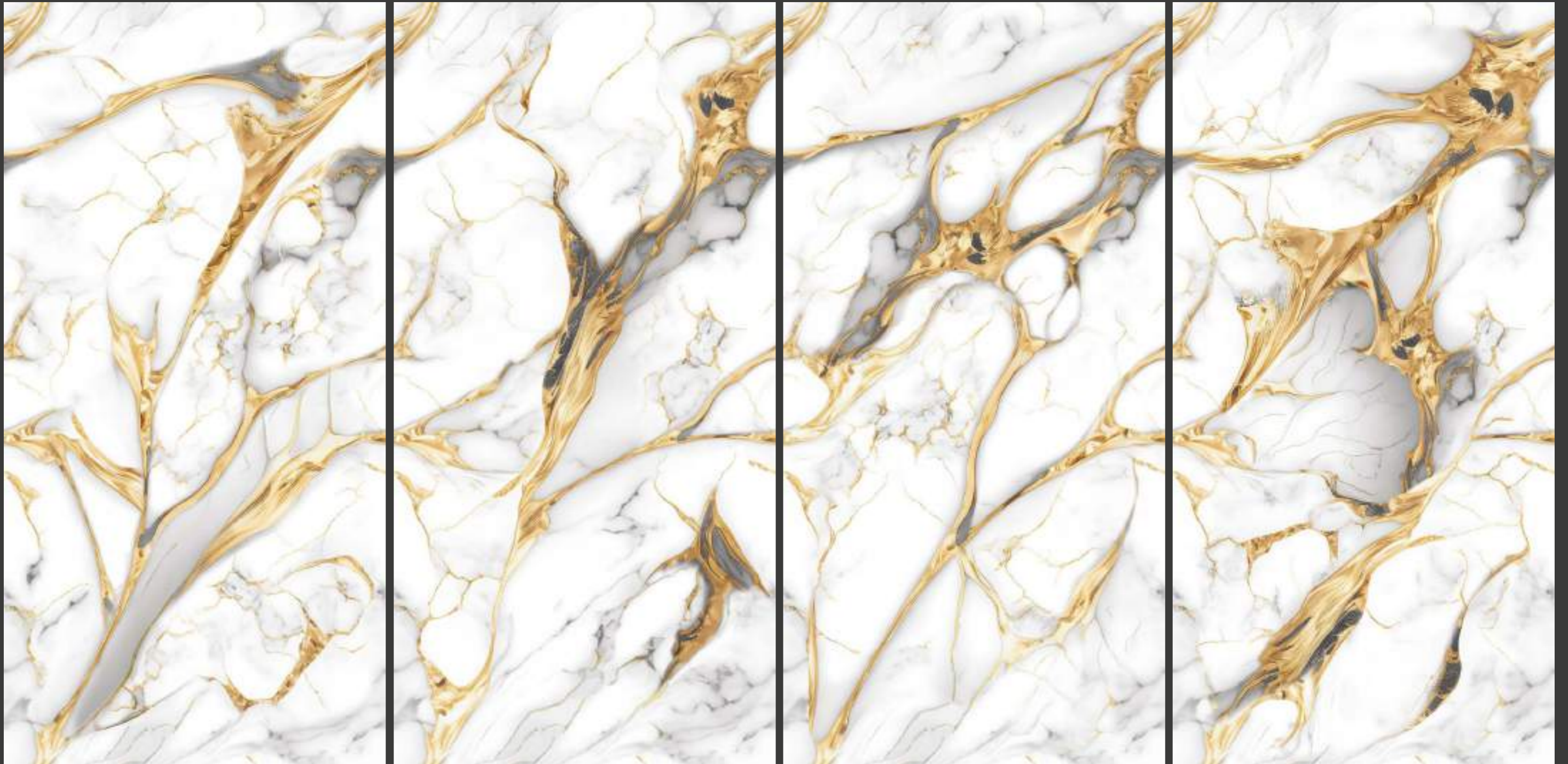
LESY  
GREY GOLD

Size : 600x1200mm | 60x120cm

Surface : Glossy

Faces : 4 Randoms

Thickness : 9mm (Approx)





DESIGN :  
**LESY GREY GOLD**

**GOLDEN  
GLOSSY**  
COLLECTION

LILAC  
GOLD

Size : 600x1200mm | 60x120cm

Surface : Glossy

Faces : 1 Randoms

Thickness : 9mm (Approx)



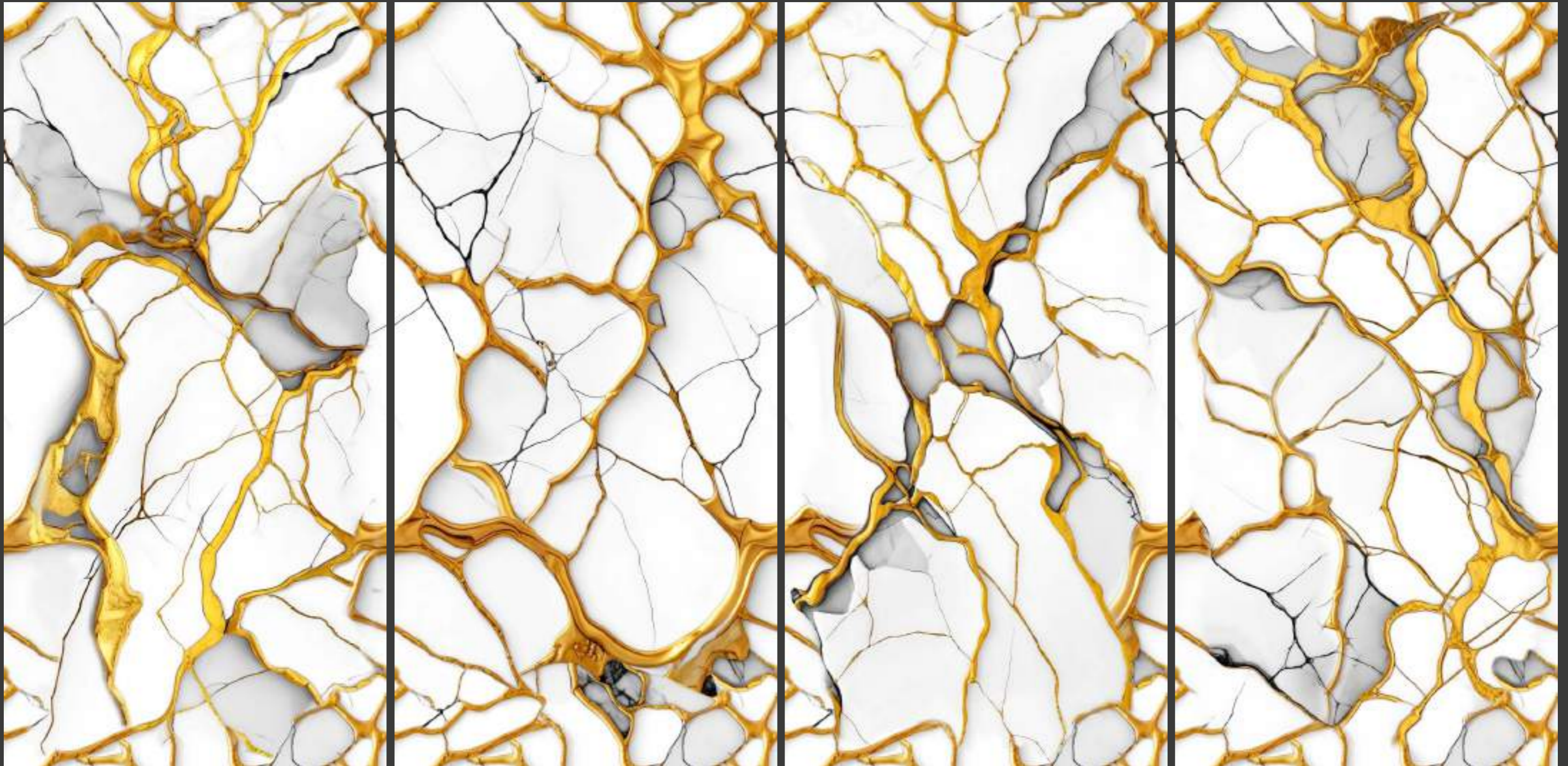
# LILAC GOLD

Size : 600x1200mm | 60x120cm

Surface : Glossy

Faces : 4 Randoms

Thickness : 9mm (Approx)






LUXURY COBALT  
**GOLD**

Size : 600x1200mm | 60x120cm

Surface : Glossy

Faces : 1 Randoms

Thickness : 9mm (Approx)




# LUXURY COBALT GOLD

Size : 600x1200mm | 60x120cm

Surface : Glossy

Faces : 4 Randoms

Thickness : 9mm (Approx)



**GOLDEN  
GLOSSY**  
COLLECTION


LUXURY  
**GREY GOLD**

Size : 600x1200mm | 60x120cm

Surface : Glossy

Faces : 1 Randoms

Thickness : 9mm (Approx)




# LUXURY GREY GOLD

Size : 600x1200mm | 60x120cm

Surface : Glossy

Faces : 4 Randoms

Thickness : 9mm (Approx)





DESIGN :  
**LUXURY GREY GOLD**

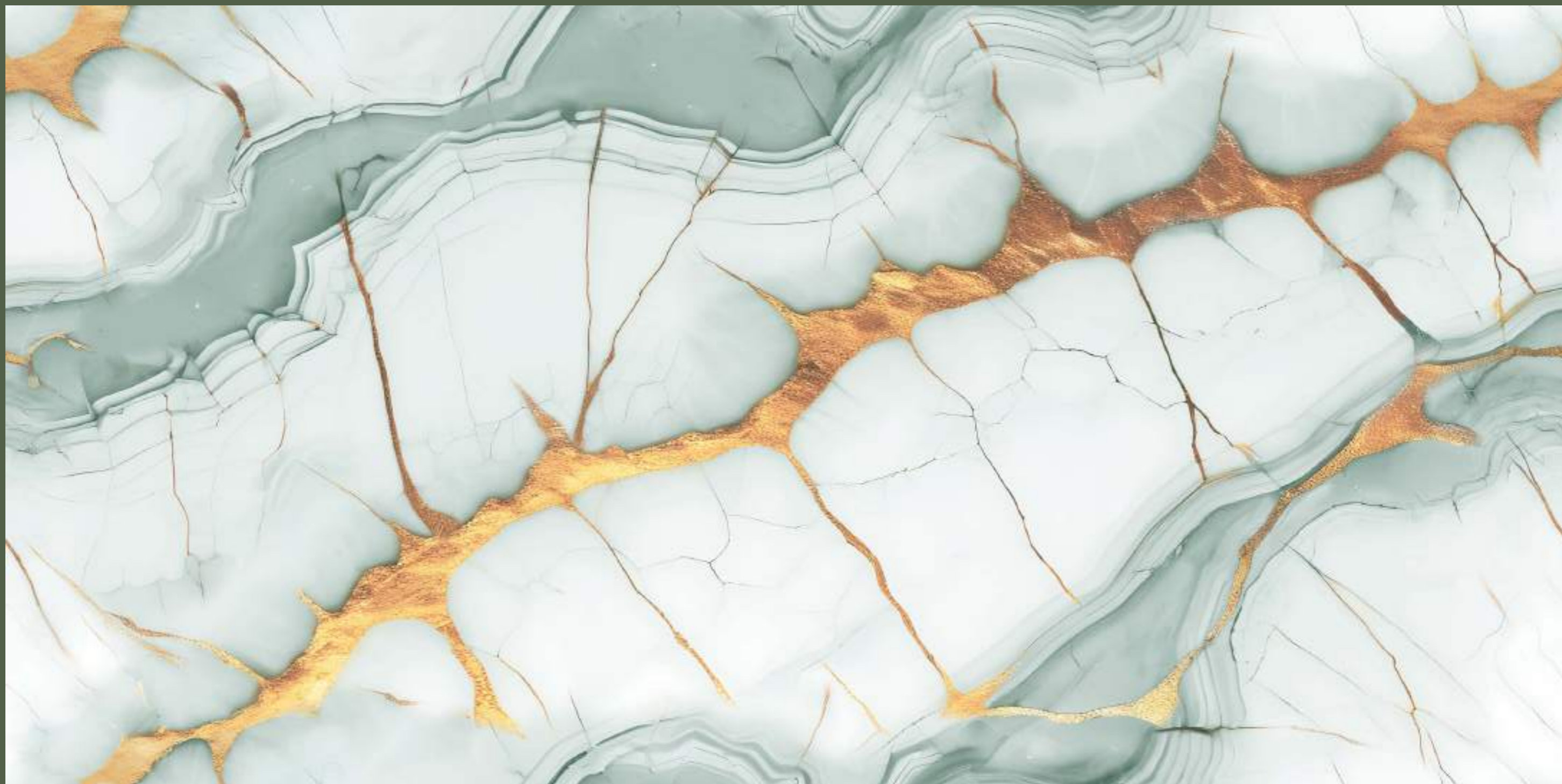
**MYSTERIOUS  
GREEN GOLD**

Size : 600x1200mm | 60x120cm

Surface : Glossy

Faces : 4 Randoms

Thickness : 9mm (Approx)




# MYSTERIOUS GREEN GOLD

Size : 600x1200mm | 60x120cm

Surface : Glossy

Faces : 4 Randoms

Thickness : 9mm (Approx)



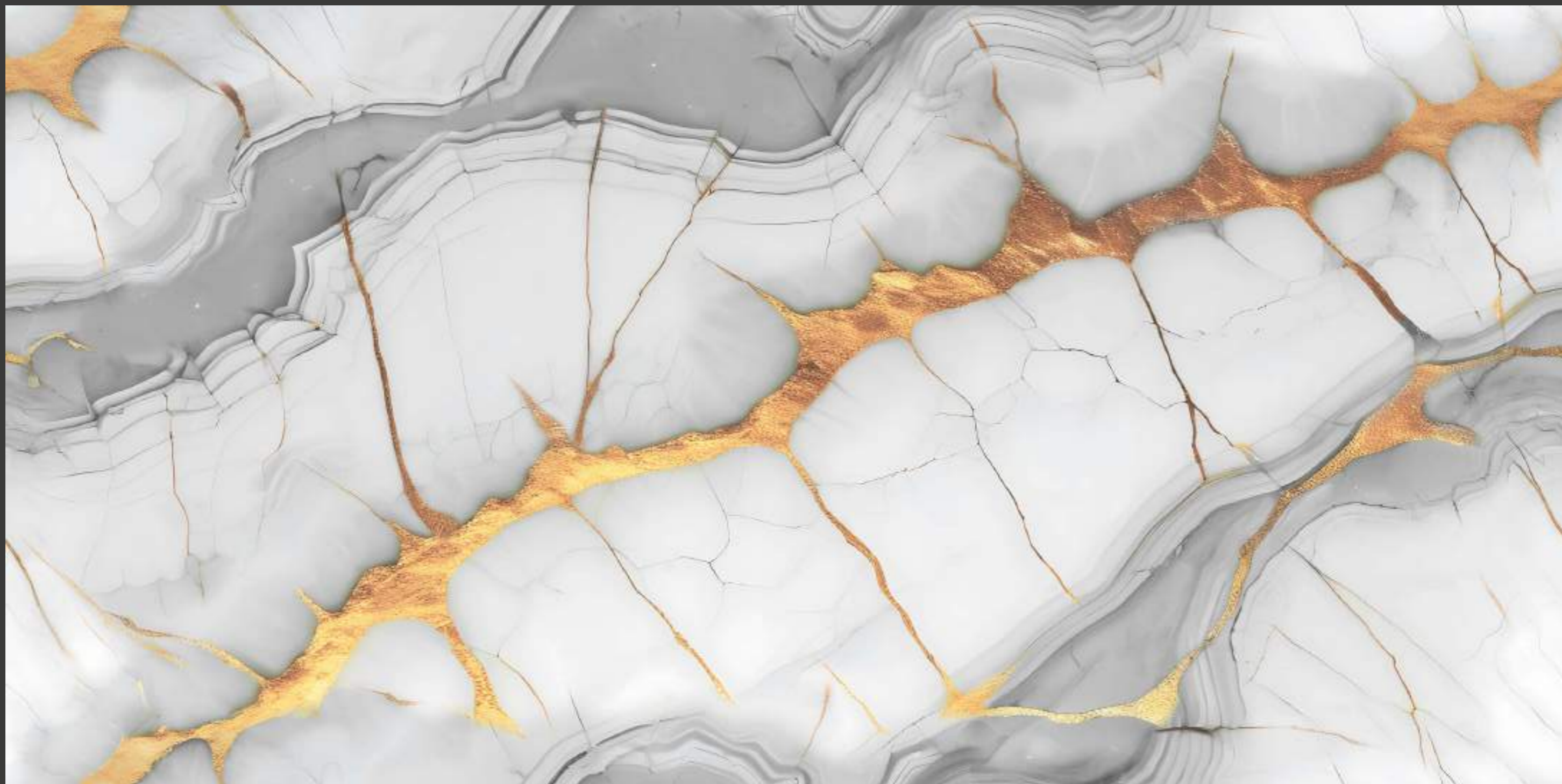
**MYSTERIOUS  
GREY GOLD**

Size : 600x1200mm | 60x120cm

Surface : Glossy

Faces : 4 Randoms

Thickness : 9mm (Approx)





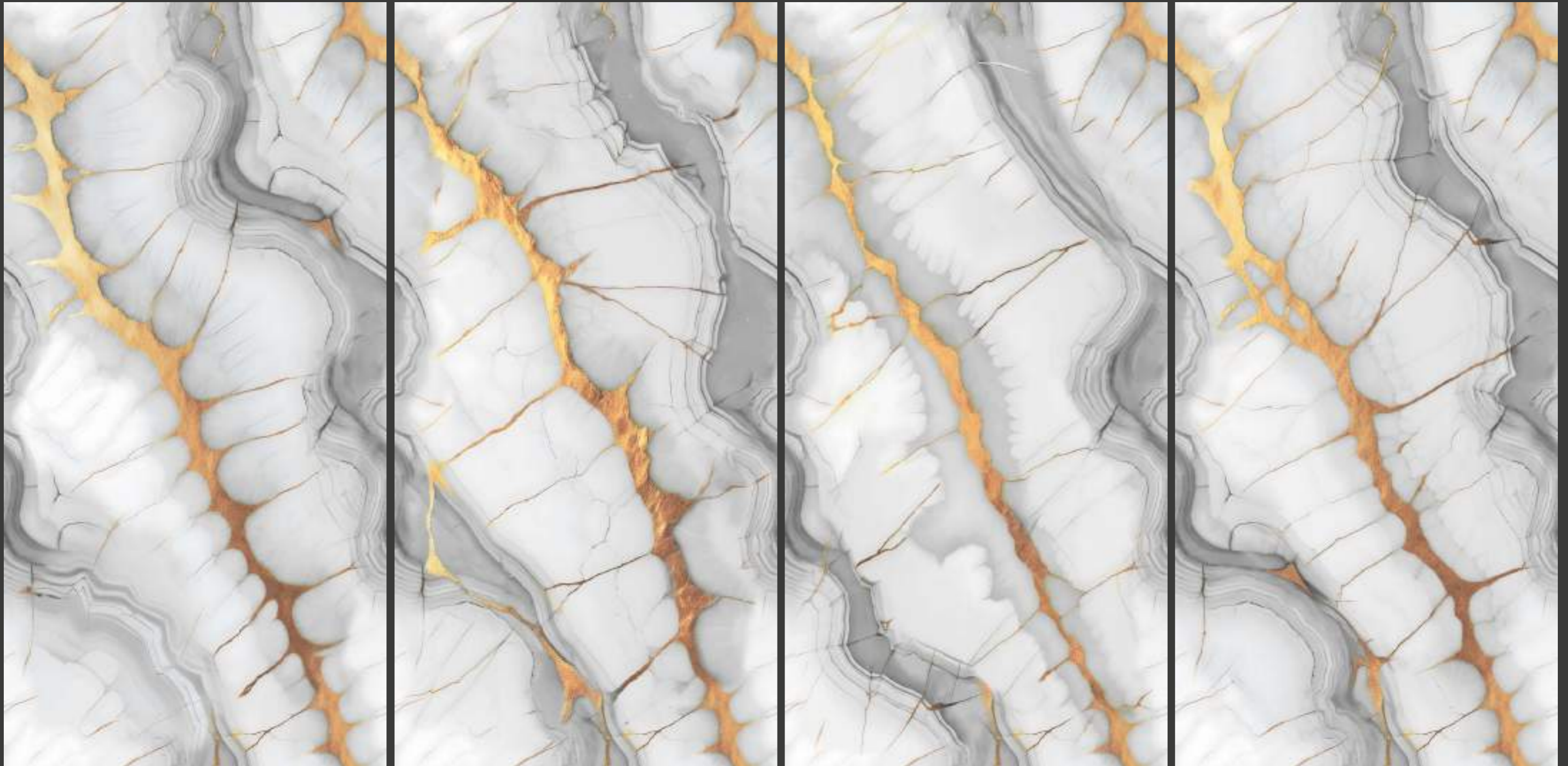
# MYSTERIOUS GREY GOLD

Size : 600x1200mm | 60x120cm

Surface : Glossy

Faces : 4 Randoms

Thickness : 9mm (Approx)





DESIGN :  
**MYSTERIOUS GREY GOLD**

**GOLDEN  
GLOSSY**  
COLLECTION

**OTTOMAN  
GOLD**

Size : 600x1200mm | 60x120cm

Surface : Glossy

Faces : 4 Randoms

Thickness : 9mm (Approx)




# OTTOMAN GOLD

Size : 600x1200mm | 60x120cm

Surface : Glossy

Faces : 4 Randoms

Thickness : 9mm (Approx)





DESIGN :  
**OTTOMAN GOLD**

**GOLDEN  
GLOSSY**  
COLLECTION

REAL  
GOLD

Size : 600x1200mm | 60x120cm

Surface : Glossy

Faces : 4 Randoms

Thickness : 9mm (Approx)




# REAL GOLD

Size : 600x1200mm | 60x120cm

Surface : Glossy

Faces : 4 Randoms

Thickness : 9mm (Approx)



**GOLDEN  
GLOSSY**  
COLLECTION

WAVES  
AQUA GOLD

Size : 600x1200mm | 60x120cm

Surface : Glossy

Faces : 4 Randoms

Thickness : 9mm (Approx)






WAVES  
AQUA GOLD

Size : 600x1200mm | 60x120cm

Surface : Glossy

Faces : 4 Randoms

Thickness : 9mm (Approx)



**GOLDEN  
GLOSSY**  
COLLECTION

**WAVES  
GREY GOLD**

Size : 600x1200mm | 60x120cm

Surface : Glossy

Faces : 4 Randoms

Thickness : 9mm (Approx)




WAVES  
GREY GOLD

Size : 600x1200mm | 60x120cm

Surface : Glossy

Faces : 4 Randoms

Thickness : 9mm (Approx)





DESIGN :  
**WAVES GREY GOLD**

# CLEANING & MAINTAINANCE

## 1. CLEANING AFTER INSTALLATION

FOR REMOVING THE FOLLOWING RESIDUICE	TYPE OF DETERGENT	DETERGENT NAMES
cement base grout grout lime	buffered acid based	keranet
		cement remover
		deterdek pro
		hmk r63
		solvacid

## 2. EXTRAORDINARY CLEANING

FOR REMOVING THE FOLLOWING RESIDUICE	TYPE OF DETERGENT	DETERGENT NAMES
grease dust footmarks base cleaning	multipurpose alkaline-based (1)	ps87 pro
		intensivreiniger
		hmk r55
coffee coke fruit juice	multipurpose alkaline-based (1)	coloured stain remover
		super deterjet
wine	oxidizing agent	oxidant candeggina
calcareous deposits	acid-based (1)	viakal
rust	acid-based (1)	acido muriatico diluito
inks felt-tipped pen	solvent-based	diluyente nitro, acqua ragia
		coloured stain remover
pneumatic stains from rubber metals or pencils	abrasive paste (1)	vim clorex (2)
		polishing cream (2)
		detergum (3)
tile joint stains	specific	fuganet
		fugenreiniger
clean on a daily basis	neutral universal degreaser	floor cleaner
		cleaner pro
		pfleregereiniger
		bonamain + / bmain +
		smac expresse sgrassatore

# SPECIAL MAINTENANCE

## REMOVING GLOSSY GLAZE

Standard detergents that are available in the market sometimes contain waxes or polish additives that, wash after wash, deposit **glossy glaze** on the floor and causes annoying marks. These types of glazes can also settle on some joint grouts. When simply types of foods such as Coke, wine, water, etc., fall on the floor, they remove this type of glossy glaze and restore the **original appearance** of the tiles (a more opaque look).

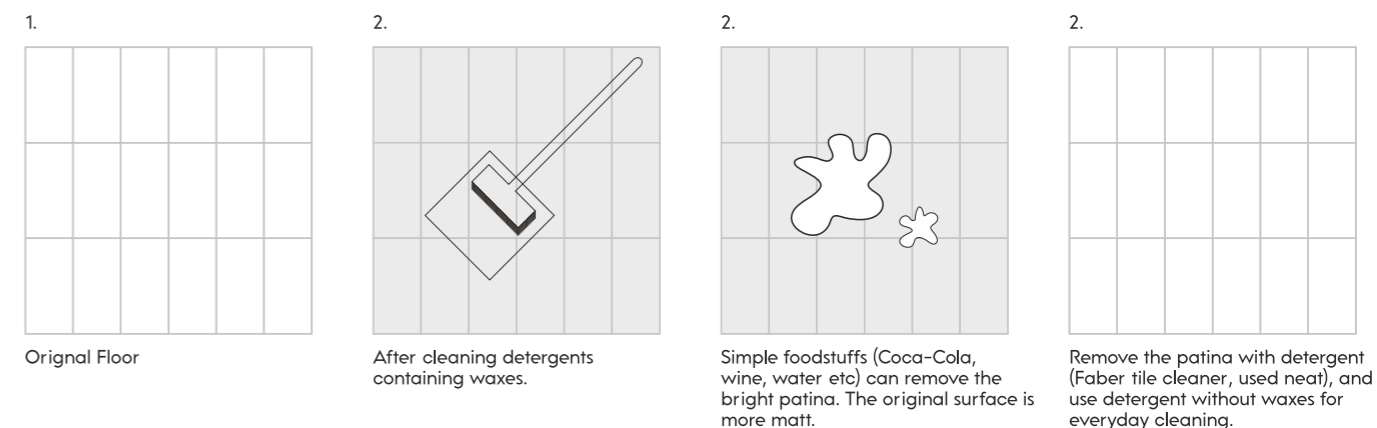
In the middle of the shinier floor, the areas without wax appear as opaque marks, but they are actually the only clean parts of the floor. In these cases, the following must be done:

1. First of all, remove the glossy glaze from the entire floor (see table below);
2. Then, for daily cleaning, use neutral detergents that do not contain wax or polishing glaze

**NEVER USE:** Waxing and impregnating agents - Acid or alkaline detergents - Abrasive pastes - Abrasive brushes or sponges.

RESIDUES TO BE REMOVED	TYPE OF DETERGENT	DETERGENT NAMES
glossy glaze	weak acidulous	tile cleaner pure (*)

(\*) Do not follow the instructions on the package, just apply the pure detergent, leave it on for 5-10 minutes, rub it with soft pads (white, yellow) and rinse it thoroughly with water.




### CLEANING "AFTER THE INSTALLATION"

1. Cleaning "after the installation" helps remove residues of grout-joints, cement and lime. This is obligatory at the end of the installation, for glazed tiles and unglazed tiles.
  2. If the cleaning "after the installation" is not carried out properly or if is not carried out at all, is often a cause of marks that prevent the floor from being clean even if a good daily cleaning is performed.
  3. Whenever is possible, especially for medium to large surfaces, it is advisable to use a single-brush machine with soft disks (white or beige).
  4. cleaning cement-based grouts mixed with water.
- It is carried out with specific detergents based with buffered and diluted acids. The table below shows some of these detergents, which are easily available in the market.

### INSTRUCTIONS ON HOW TO CLEAN "AFTER THE INSTALLATION"

1. Clean 4-5 days after the grouting (the grout must be hardened); do not wait over 10 days. In addition to this period, the cleaning can become very laborious.
2. Moisten the floor with water before cleaning. This way the groutings are soaked with water and the contact with detergents is reduced.
3. Let the detergents operate for limited periods, hence rinse out with water as soon as possible.
4. It must not be carried out if the tiled surfaces are very hot (i.e. exposed to the sun during very warm days); this must be avoided as the action of aggressive chemicals become very harsh. On the summer, proceed with the operation during the coolest period of the day.
5. Make sure to always perform a precautionary test before using the product (on a tile that is not laid), especially for Lapped or Polished products.
6. cleaning for epoxy, bi-component and reagent grouts In these cases the removal must be carried out immediately and carefully following the recommendations of the manufacturers, as these grout harden very fastly, even in a few minutes. Please carefully follow the cleaning mode specified by the manufacturer of the grout used; verify its effectiveness (backlight also) with a preliminary cleaning test before grouting the entire floor/wall.
7. "Antislip" tiles that are made with rough and/or textured surfaces must be cleaned very laboriously. Therefore, it is advisable to clean "after the installation", quickly and thoroughly, using a single-brush machine with disks white and beige.

# LAYING INSTRUCTION


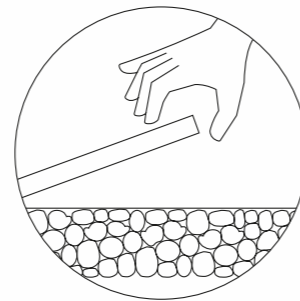


## DRY LAYING ON GRASS

In the case of a grass surface, the paving should be laid dry without the use of adhesives. This installation technique is simple, ecological, and can be carried out without specialised personnel. This technique is ideal for rapid creation of elegant paths in public parks and private gardens.

## LAYING ON GARVEL

The different installation methods make it possible to create complex spaces while ensuring visual uniformity even when working on diverse substrates. In the presence of a gravel substrate, the floor surface can be installed simply by placement of the tiles without the use of adhesives. This method streamlines the levelling procedure and also guarantees excellent stability. The solution allows the creation of decorative effects using gravel and pebbles of different particle sizes and colours.




## LAYING ON SCREED WITH ADHESIVE

The technical characteristics of the glazed vitrified tiles are perfectly compatible also with sandy substrates. This makes the system especially suitable for public areas in the proximity of beaches and in beach bars. Resistant to the action of solar UV radiation and prolonged contact with salt. Impervious to wear caused by sand abrasion. In addition, the R11 A+B+C surface is an advantage for the safety of holiday makers. Installed completely dry, the tiles are the ideal practical and robust solution for seasonal businesses requiring periodic setup and removal operations, such as kiosks or temporary structures in general installed on beaches.

## LAYING ON RAISED FLOOR

The Saans' 9mm glazed vitrified tiles are composed of pedestals to raise the floor surface with respect to the base level, resulting in the creation of an underfloor void that can be used to route electrical cables and pipework easily. This allows inspection of technical systems at any time and simple replacement of components if necessary. The system is assembled without adhesives. Dry assembly of the structure is extremely effective in applications where correct drainage is important.



# TECHNICAL SPECIFICATION

CHARACTERISTIC	STANDARD AS PER ISO13006:2018/ EN14411 Gr.BIa	MEAN VALUE OF OUR COMPANY	TEST METHOD
<b>Regulatory Properties</b>			
Deviation in length and width	± 0.30 % (±1.00mm)	± 0.10 %	ISO 10545-2
Deviation in thickness	± 5.00 % (±0.50mm)	± 4.00 %	ISO 10545-2
Straightness in side	± 0.30 % (±0.80mm)	± 0.10 %	ISO 10545-2
Rectangularity	± 0.30 % (±1.50mm)	± 0.10 %	ISO 10545-2
Surface flatness central curvature	± 0.40 % (±1.80mm)	± 0.20 %	ISO 10545-2
Surface flatness edge curvature	± 0.40 % (±1.80mm)	± 0.20 %	ISO 10545-2
Surface flatness warpage	± 0.40 % (±1.80mm)	± 0.10 %	ISO 10545-2
Surface quality	> 95% defects free	> 95% defects free	ISO 10545-2
Small Color Difference(For Plain Color)	ΔE <1.00	ΔE < 0.30	ISO 10545-16
Glossiness (Polished)	as per mfg.	Gloss Value > 90	Glossmeter 60°
Glossiness (Matt)	as per mfg.	3° < GLOSS < 7°	Glossmeter 60°
Glossiness (satin/Posh)	as per mfg.	7° < GLOSS < 18°	Glossmeter 60°
<b>Structural Properties</b>			
Water absorption	0.50 % ≤ Ev ≤ 3.00 %	0.060 % ≤ Ev ≤ 3.00 %	ISO 10545-3
Bulk density	as per mfg.	> 2.28 gm/cc	ISO 10545-3
<b>Massive Mechanical Properties</b>			
Modulus of rupture	Min. 30.0 N/mm <sup>2</sup>	Min. 35.0 N/mm <sup>2</sup>	ISO 10545-4
Breaking strength thickness ≥7.5	Min. 700.0 N	Min. 1000.0 N	ISO 10545-4
Breaking strength thickness ≥7.5	Min. 1100.0 N	Min. 1300.0 N	ISO 10545-4
Breaking strength thickness ≥7.5(For ≥15mm)	Min. 1100.0 N	Min. 1800.0 N	ISO 10545-4
<b>Surface Mechanical Properties</b>			
MOH'S hardness	as per mfg.	Polished Min 4* / Satin,Posh & Matt Min 6	BS EN 15771
Surface abrasion resistance	as per mfg.	Polish Min. Class 2, Satin & Posh Min. Class 3, & Matt Min. Class 4	ISO 10545-7
Deep abrasion resistance	Max. 175mm <sup>3</sup>	Max. 132mm <sup>3</sup>	ISO 10545-6
<b>Thermal Hydrometric Properties</b>			
Moisture expansion	Max. 0.06%(0.6mm/m)	0.02mm/m	ISO 10545-10
Thermal expansion(COE) at 100°C	as per mfg.	Max. 6.0 x 10 <sup>-6</sup>	ISO 10545-8
Thermal shock resistance	Min. 10 Cycle	Min. 10 Cycle	ISO 10545-9
Impact resistance(COR)	Min. 0.55	Min. 0.55	ISO 10545-5
Frost resistance	as per mfg.	Frost Proof	ISO 10545-12
<b>Chemical Properties</b>			
Resistance to staining glazed	Min. Class 3	Min. Class 4	ISO 10545-14
Resistance to household chemicals & swimming pool salts glazed	Min. Class GB	Min. Class GA	ISO 10545-13
Resistance to low concentrate acid and alkalis glazed	as per mfg.	Min. Class GLA**	ISO 10545-13
Resistance to high concentrate acid and alkalis unglazed	as per mfg.	Min. Class GHB**	ISO 10545-13
<b>Safety Properties</b>			
Skid resistance (COF-WET PENDULAM)##	as per mfg.	Glossy P0(<12),Satin, Posh ≥P1(12-24) Matt ≥P2(25-34)	BS 7976-2
Slip resistance - (Satin / Matt (DCOF) (R value)##	as per mfg.	R9 to R13**	DIN 51130
Fire resistance	as per mfg.	Fire Proof	N.A.

# PACKING DETAILS

PRODUCT	SIZE	THICKNESS	TILES / BOX	COVERAGE AREA / BOX	WEIGHT
GVT-PGVT	600x 1200mm	9mm	2 pcs.	1.44 sq. mtr.	27 KG (APPROX)

