



Ultima 15

The Gruppo Nueva has evolved into a powerful, dynamic, and emerging group of India's ceramic industry. We are today due to our employees' close teamwork and our shared core value system that emphasizes the commitment to excellence, closeness to customers, and the spirit of innovation.

GruppoNueva
one group - one mind - one vision


Ultima 15

Our Ultima15 Collection inherits the expressive power of concrete, a material that wrote important pages in the history of architecture and plays a fundamental role in contemporary design by virtue of the capability to radiate strong tactile energy to every context surrounding it. Feel the supremacy in detail, foremost texture and it's 15 mm thickness is all set to blow your mind by giving the robust feel in your surrounding. Manifest the Magnificence with the hues of glory inbuilt by our surfaces. Our surfaces are truly crafted to deliver an unmatched experience.



ABOUT 800X2400MM

800 x 2400 x 15 MM is perfect to carry out cutting, moulding, bull nosing & Chamfering process. The multiple application which 15 mm brings into life is marvellous. We are using it as a floor, wall and countertop applications, because of the colorbody 15 mm slabs, the beauty of any statuario Or breccia is not less than the real natural figures. In the high traffic areas, like airports, shopping malls, metro stations, public parking areas, etc, the use of unglazed products in 15 mm is perfect option. We are making and promoting 15 mm nueva slabs to use as Countertops because it is food grade safe and easy to install and economic than it's competitive products while having the better ambience and feel





Technology & Innovation

Grupponeuva is standing tall and strong on the basis of a robust infrastructure setting that is well rigged with modern technology and advanced machinery. the facility is well equipped with the latest digital printing technology. following stages are undertaken to serve the finest quality of engineered surfaces. pressing - the press without mould for large formats makes 80x240cm with any desired thickness is 15mm. digital decoration - creadigit xxi from system is a powerful machine that performs some fantastic creative work on tile. for us, quality is the top priority, we are taking our tile surface very seriously and we make perfect flat surfaces by researching, developing & maintaining glazing line parameters and kiln conditions.



Index

Application Area / Features / Approach Area	01
Plain Solid Colors	02
Galaxy Snp Series	03
Terrazzo Series	04
Carving Series	05
Light Marble Series	06
Dark Marbles Series	07
Technical Specifications	08
Cleaning & Maintenance	09
Packing Details	10
<i>(Export & Domestic)</i>	

APPLICATION AREA

Kitchen counter top



Dining table



Table top



Door and window frame



Shelves



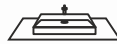
Shower base



Vanity top



Wash basin



Staircase



Bathtub



Floor & Wall



FEATURES



Lowest maintenance effort



Hygienic surface



Water resistant



Impact resistant



Frost resistant



Scratch resistant



Stain resistant



Fire resistant



Heat resistant



Resistant to bending

APPROACH AREA



Residential Areas



Commercial Areas



Hospitals



Shops and Malls



Hotels and Restaurants



Schools and Colleges



Religious Places



Railway Stations



Parks and Outdoor Furnitures



Public Places



— PLAIN SOLID COLORS



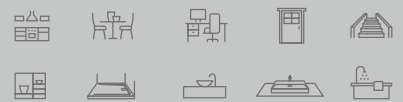
SUPER WHITE


Size
800x2400MM

Finish
Glossy / Matt

Typology
Color Body

Application Area





**DIAMOND
BLACK**

Size
800x2400MM

Finish
Glossy / Matt

Typology
Color Body

Application Area





**CREMA
IVORY**

Size
800x2400MM

Finish
Glossy / Matt

Typology
Full Body

Application Area





MUSHROOM

Size
800x2400MM

Finish
Glossy / Matt

Typology
Full Body

Application Area





DARKGREY

Size
800x2400MM

Finish
Glossy / Matt

Typology
Full Body

Application Area





GREY

Size
800x2400MM

Finish
Glossy / Matt

Typology
Full Body

Application Area





BROWN

Size
800x2400MM

Finish
Glossy / Matt


Typology
Full Body

Application Area





— GALAXY SNP SERIES



**GALAXY
ROYAL**

Size
800x2400MM

Finish
Glossy

Typology
Full Body

Application Area





**GALAXY
WHITE**


Size
800x2400MM

Finish
Glossy

Typology
Full Body

Application Area





**GALAXY
CREMA**


Size
800x2400MM

Finish
Glossy

Typology
Full Body

Application Area





GALAXY VERDE

Size
800x2400MM

Finish
Glossy

Typology
Full Body

Application Area





**GALAXY
GREY**

Size
800x2400MM

Finish
Glossy

Typology
Full Body

Application Area





GALAXY MUSHROOM

Size
800x2400MM

Finish
Glossy

Typology
Full Body

Application Area





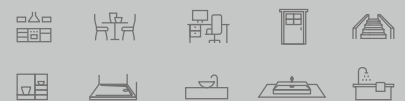
**GALAXY
BROWN**

Size
800x2400MM

Finish
Glossy

Typology
Full Body

Application Area





**GALAXY
BLACK**

Size
800x2400MM

Finish
Glossy

Typology
Full Body

Application Area





**GALAXY
BEIGE**

Size
800x2400MM

Finish
Glossy


Typology
Color Body

Application Area





— TERRAZZO SERIES



**TERRAZZO
WHITE**

Size
800x2400MM

Finish
Glossy

Typology
Full Body

Application Area





TERRAZZO CREMA

Size
800x2400MM

Finish
Glossy

Typology
Full Body

Application Area





TERRAZZO VERDE


Size
800x2400MM

Finish
Glossy

Typology
Full Body

Application Area





TERRAZZO GREY


Size
800x2400MM

Finish
Glossy

Typology
Full Body

Application Area





**TERRAZZO
DARK GREY**


Size
800x2400MM

Finish
Glossy

Typology
Full Body

Application Area





TERRAZZO BROWN


Size
800x2400MM

Finish
Glossy

Typology
Full Body

Application Area





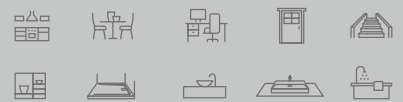
TERRAZZO BLACK


Size
800x2400MM

Finish
Glossy

Typology
Full Body

Application Area





TERRAZZO NIGHT

Size
800x2400MM

Finish
Glossy

Typology
Color Body

Application Area





— CARVING SERIES



**CARVING
GREY**

Size
800x2400MM

Finish
Carving Matt

Typology
Color Body

Application Area





**CARVING
BLACK**


Size
800x2400MM

Finish
Carving Matt

Typology
Color Body

Application Area





**CARVING
WHITE**

Size
800x2400MM

Finish
Carving Matt

Typology
Color Body

Application Area





CARVING BROWN


Size
800x2400MM

Finish
Carving Matt

Typology
Color Body

Application Area





DRAGON CHIPS BLACK

Size
800x2400MM

Finish
Carving Matt

Typology
Color Body

Application Area





DRAGON CHIPS WHITE

Size
800x2400MM

Finish
Carving Matt

Typology
Color Body

Application Area





BLACK BERMUDA

Size
800x2400MM

Finish
Carving Matt

Typology
Color Body

Application Area





WHITE BERMUDA

Size
800x2400MM

Finish
Carving Matt

Typology
Color Body

Application Area





STATUARIO ICE LINEN

Size
800x2400MM

Finish
Carving Matt

Typology
Color Body

Application Area





STATUARIO ICE LAPATTO

Size
800x2400MM

Finish
Carving Matt

Typology
Color Body

Application Area





**FILO
GREY**

Size
800x2400MM

Finish
Carving Matt

Typology
Color Body

Application Area





**FILO
BEIGE**

Size
800x2400MM

Finish
Carving Matt

Typology
Color Body

Application Area





MONTE CARLO

Size
800x2400MM

Finish
Carving Matt

Typology
Color Body

Application Area





ROSALIA GOLD

Size
800x2400MM

Finish
Carving Matt

Typology
Color Body

Application Area





— LIGHT MARBLES



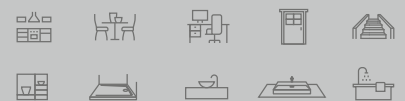
CALACATTA WOW

Size
800x2400MM

Finish
Glossy

Typology
Color Body

Application Area





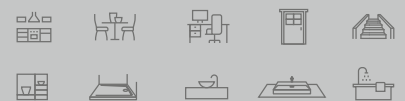
STATUARIO ICE

Size
800x2400MM

Finish
Glossy

Typology
Color Body

Application Area





STATUARIO VIVIAN

Size
800x2400MM

Finish
Glossy

Typology
Color Body

Application Area





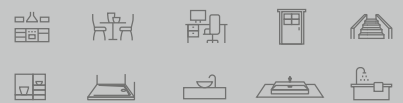
**HELIX
WHITE**

Size
800x2400MM

Finish
Glossy

Typology
Color Body

Application Area





ASACIA

Size
800x2400MM

Finish
Glossy

Typology
Color Body

Application Area





**SUGAR
CREAM**

Size
800x2400MM

Finish
Glossy

Typology
Color Body

Application Area





**ORO
BIANCO**

Size
800x2400MM

Finish
Glossy

Typology
Color Body

Application Area





**ALASKA
GOLD**

Size
800x2400MM

Finish
Glossy

Typology
Color Body

Application Area





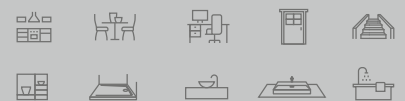
ARBESCATO WHITE

Size
800x2400MM

Finish
Glossy

Typology
Color Body

Application Area





PROSTONE IVORY

Size
800x2400MM

Finish
Glossy

Typology
Color Body

Application Area





**ROSSO
VENATO RED**


Size
800x2400MM

Finish
Glossy

Typology
Color Body

Application Area





**ROSSO
VENATO BLACK**

Size
800x2400MM

Finish
Glossy

Typology
Color Body

Application Area





PALLISANDRO

Size
800x2400MM

Finish
Glossy

Typology
Color Body

Application Area





**OPERA
WHITE**

Size
800x2400MM

Finish
Glossy

Typology
Color Body

Application Area





**CHIPS
WHITE**

Size
800x2400MM

Finish
Glossy

Typology
Color Body

Application Area





TRAVERTINE

Size
800x2400MM

Finish
Glossy

Typology
Color Body

Application Area





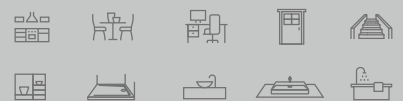
**BRECCIA
BEIGE**

Size
800x2400MM

Finish
Glossy

Typology
Color Body

Application Area





DYNA

Size
800x2400MM

Finish
Glossy

Typology
Color Body

Application Area





BOTTOCHINO

Size
800x2400MM

Finish
Glossy

Typology
Color Body

Application Area





**CREMA
MARFIL**

Size
800x2400MM

Finish
Glossy

Typology
Color Body

Application Area





— DARK MARBLES



**BLACK
BEAUTY**


Size
800x2400MM

Finish
Glossy

Typology
Color Body

Application Area





**VOLGA
BLUE**

Size
800x2400MM

Finish
Glossy

Typology
Color Body

Application Area





**DREAM
NIGHT**

Size
800x2400MM

Finish
Glossy

Typology
Color Body

Application Area





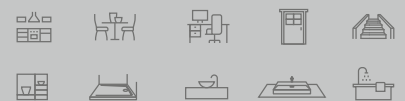
GOLDEN PORTORO

Size
800x2400MM

Finish
Glossy

Typology
Color Body

Application Area



Ultima 15



WHITE PORTORO


Size
800x2400MM

Finish
Glossy

Typology
Color Body

Application Area





**PORTORO
NERO GOLD**


Size
800x2400MM

Finish
Glossy

Typology
Color Body

Application Area





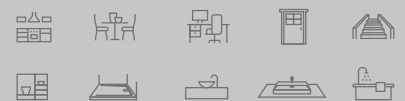
PORTORO NERO

Size
800x2400MM

Finish
Glossy

Typology
Color Body

Application Area





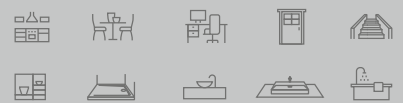
DARK EMPERADOR

Size
800x2400MM

Finish
Glossy

Typology
Color Body

Application Area





CLEOPATRA BEIGE

Size
800x2400MM

Finish
Glossy

Typology
Color Body

Application Area





CAMOFLANGE BROWN


Size
800x2400MM

Finish
Glossy

Typology
Color Body

Application Area





INFINITO AZUL

Size
800x2400MM

Finish
Glossy

Typology
Color Body

Application Area





**ATENA
NERO**

Size
800x2400MM

Finish
Glossy

Typology
Color Body

Application Area





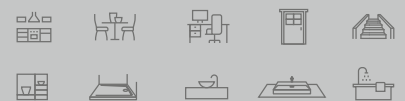
**FOSSIL
DARK**

Size
800x2400MM

Finish
Glossy

Typology
Color Body

Application Area





THUNDER BLACK

Size
800x2400MM

Finish
Glossy

Typology
Color Body

Application Area



THUNDER BLUE

Size
800x2400MM

Finish
Glossy

Typology
Color Body

Application Area





**TOBACCO
BROWN**

Size
800x2400MM

Finish
Glossy

Typology
Color Body

Application Area



**BOTEGA
GREY**

Size
800x2400MM

Finish
Glossy

Typology
Color Body

Application Area





**BLUE
PEARL**

Size
800x2400MM

Finish
Glossy

Typology
Color Body

Application Area



**BLACK
PEARL**

Size
800x2400MM

Finish
Glossy

Typology
Color Body

Application Area



TECHNICAL SPECIFICATION

CHARACTERISTIC	STANDARD AS PER ISO13006:2018/EN14411 Gr.Bla	STANDARD AS PER IS 15622:2017 Gr.Bla	METHOD OF TESTING	MEAN VALUE OF GRUPPONEUEVA
Regulatory Properties				
Deviation in Length and Width	±0.30 % (±1.00 mm)	±0.10 %	ISO 10545-2/IS 13630-1	± 0.10 %
Deviation in Thickness	±5.0 % (± 0.50 mm)	±5.0 %	ISO 10545-2/IS 13630-1	± 5.0 %
Straightness in Side	±0.30 % (± 0.80 mm)	±0.10 %	ISO 10545-2/IS 13630-1	± 0.10 %
Rectangularity	±0.30 % (±1.50 mm)	±0.10 %	ISO 10545-2/IS 13630-1	± 0.10 %
Surface Flatness Central Curvature	±0.40 % (± 1.80 mm)	±0.50 %	ISO 10545-2/IS 13630-1	± 0.20 %
Surface Flatness Edge Curvature	±0.40 % (± 1.80 mm)	±0.50 %	ISO 10545-2/IS 13630-1	± 0.20 %
Surface Flatness Warpage	±0.40 % (± 1.80 mm)	±0.50 %	ISO 10545-2/IS 13630-1	± 0.10 %
Surface Quality	>95% defects free	>95% defects free	ISO 10545-3/IS 13630-1	>95% defects free
Small Color Difference (For Plain Colour)	ΔE <1.00	N.A.	ISO 10545-16	ΔE <0.80
Glossness (Polished)	As per Manufacturer	As per Manufacturer	Gloss Meter 60°	≥ 90
Glossness (Satin/Posh)	As per Manufacturer	As per Manufacturer	Gloss Meter 60°	15 ≤ Glass Value ≤ 25
Structural Properties				
Water Absorption	≤0.50 %	≤0.080 %	ISO 10545-3/IS 13630-2	≤0.080 %
Bulk Density	As per Manufacturer	Min 2.20 g/cc	ISO 10545-3/IS 13630-2	> 2.28 gm/cc
Massive Mechanical Properties				
Modulus of Rupture	Min. 35.0 N/mm ²	Min. 35.0 N/mm ²	ISO 10545-4/IS 13630-6	Min. 40.0 N/mm ²
Breaking Strength Thickness ≥7.5 mm	Min 13000 N	Min 13000 N	ISO 10545-4/IS 13630-6	Min 60000 N
Surface Mechanical Properties				
MOHS Hardness #	As per Manufacturer	Min. 5	BS EN 15771/IS 13630-13	Polished Min 4**/Satin & Posh Min 6
Surface Abrasion Resistance #	As per Manufacturer	Min. Class II	ISO 10545-7/IS 13630-11	Polished Min II**/Satin,Posh & Matt Min III
Thermal Hygrometric Properties				
Moisture Expansion	Max. 0.06% (0.6 mm/m)	Max 0.02 mm/m	ISO 10545-10/IS 13630-3	Max 0.02 mm/m
Thermal Expansion(COE) at 100°C	As per Manufacturer	Max. 6.0 x 10 ⁻⁶	ISO 10545-8/IS 13630-4	Max. 6.0 x 10 ⁻⁶
Thermal Shock Resistance	Min 10 Cycle	Min 10 Cycle	ISO 10545-9/IS 13630-5	Min 10 Cycle
Impact Resistance(COR) #	Min. 0.55	Min 0.55	ISO 10545-5/IS 13630-14	Min 0.55
Frost Resistance	As per Manufacturer	As per Manufacturer	ISO 10545-12/IS 13630-10	Frost Proof
Crazing Resistance at 7.5 bar	4 Cycle	4 Cycle	ISO 10545-11/IS 13630-9	4 Cycle
Chemical Properties				
Resistance to Staining Glazed	Min. Class 3	Min Class 1	ISO 10545-14/IS 13630-8	Min. Class 3/Min. Class 1
Resistance to Household Chemicals & Swimming Pool Salts Glazed	Min Class GB	Min Class AA	ISO 10545-13/IS 13630-8	Min Class GB/Min Class AA
Resistance to Low Concentrate Acid and Alkalis Glazed	As per Manufacturer	As per Manufacturer	ISO-10545-13/IS 13630-8	Min Class GLB***/ Min Class A***
Resistance to High Concentrate Acid and Alkalis Glazed	As per Manufacturer	As per Manufacturer	ISO-10545-13/IS 13630-8	Min Class GHB***/ Min Class A***
Safety Properties				
Skid Resistance -IDCOF-WET PENDULUM)##	As per Manufacturer	As per Manufacturer	BS 7976-2	Glossy ≥PO, Satin, Posh ≥PIMatt ≥P2
Slip Resistance -Satin/ Matt (IDCOF- R Value)##	As per Manufacturer	As per Manufacturer	DIN 51130	R9 to R13
Lead and Cadmium release	As per Manufacturer	N.A.	ISO-10545-15	Does not yield Pb & Cd

* Whichever is Lower
 ** With nano technology (Polished Vitrified tiles) Depending on Application area (low or high intensity of traffic)
 *** Except Hydrofluoric Acid & it's compound
 # Tiles Intended for use on floor
 ## For Floor tiles, as per customer requirement

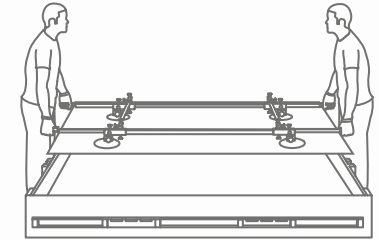
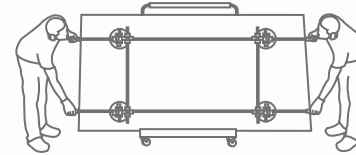
PACKING DETAILS

PRODUCT	SIZE	ACTULE SIZE	THICKNESS	TILES / BOX	COVERAGE AREA / BOX
ULTIMA15	80x240cm	800x2400mm	15 mm	1 pc	20.67 Sq ft 192 Sq ft
ULTIMA15	80x300cm	800x3000mm	15 mm	1 pc	25.84 Sq ft 2.4 Sq ft

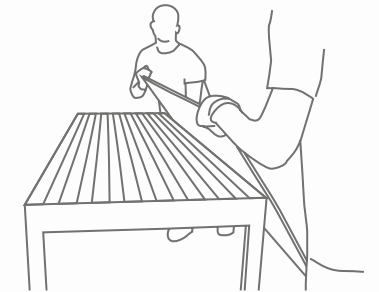
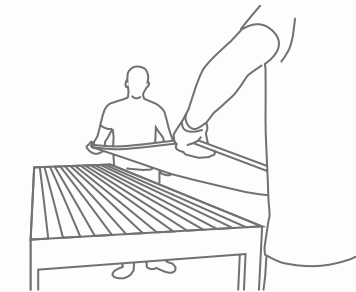
MANUALLY TRANSPORTING ULTIMA15 COUNTER TOP

Only for 1/4" Slabs

MOVING A ULTIMA15 COUNTERTOP



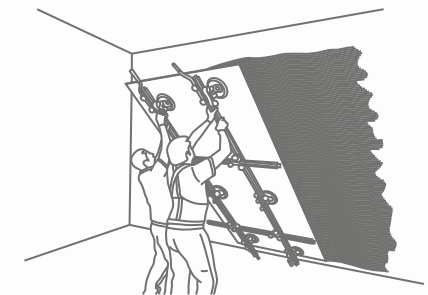
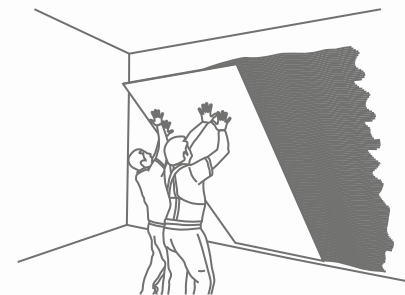
RAISING A ULTIMA15 COUNTERTOP ONTO A BENCH



✗ INCORRECT

✓ CORRECT

HANDLING ULTIMA15 FOR WALL

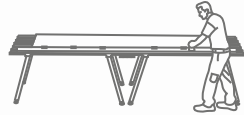


✗ INCORRECT

✓ CORRECT

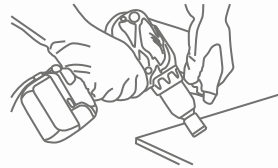

WORKING WITH THE VARIOUS VERSIONS OF ULTIMA15 COUNTERTOP

CUTTING WITH DIAMOND DISCS



Our products can be cut using diamond discs fitted onto the hand-held electrical grinding machine. The speed of Disc rotation must be high (>10000 RPM) and should have a low feed rate (< 1 m/min). It may be required to cool the disc with water. Recommended discs are the thin types generally used for cutting porcelain stoneware. The surface should be kept on a FLAT base while cutting without any gap underneath

DRILLING



You can use cutting discs fitted to battery-operated screwdrivers or angle grinders, electrical drills as an alternative.

INTERNAL CUT / L-SHAPED CUT


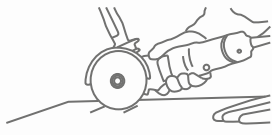


To get internal and L-shaped corners & to reduce the risk of breakage, round off the vertex of the internal corner using bits with a radius of at least 5mm. Then cut with diamond discs, be cautious to stop moving the cutting tool forward. To drill and cut using diamond discs, follow the instructions provided above.

When using these tools:

- Cool the point being drilled with water
- Don't put too much pressure and bear in mind the resistance of the type of laminated stoneware you are working on
- If you are using tungsten bits, start drilling at a low speed
- If you are using drills or screwdrivers, do not select hammering mode

EDGE-FINISHING



INSTRUCTIONS FOR MANUAL INSTALLATION


SINGLE LAYER METHOD



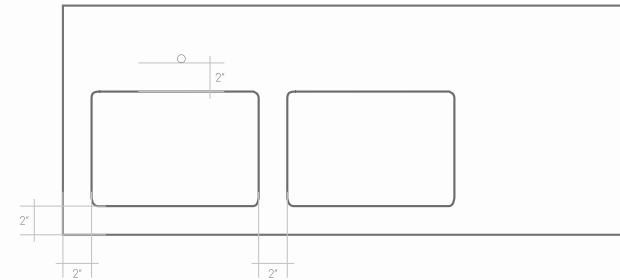
DOUBLE-LAYER METHOD



COMPRESSING THE TILE




CUTOUT DESIGN



The minimum gap between a cutout and the edge of the slab must be at least 2". The size recommends distances greater than 2" when the kitchen design allows as it makes the countertop firmer.

IMPORTANT

All cutout corners must have a minimum diameter of 1/4". Never leave 90° angles. We recommend radiuses of more than 1/4" when the kitchen design allows as it makes the countertop firmer.



✓ CORRECT



✗ INCORRECT





✗ INCORRECT



✗ INCORRECT

CLEANING INSTRUCTIONS

DAY TO DAY CLEANING

Neutral, wax-free detergent list		Neutral, wax-free detergent list		
<p>ⓘ Follow the instructions given on the package. Test the product before actual use. This applies in particular to honed or polished products.</p>		Support to clean	What do you see?	What should you do?
Name of detergent	Manufacturer	ULTIMATE5 COUNTERTOP	Glossy stains	<p>What should you do?</p> <p>Apply a slightly acidic detergent (such as Tile Cleaner by FABERCHIMICA or Bonamain PLUS the Bonasy stems Italy) undiluted and leave for 5-10 minutes. Rub with a white pad, rinse well with water and dry with microfibre cleaning cloth.</p>
Floor Cleaner Fila Cleaner Pflegereiniger HMK P15 Bonamain Plus Bonadecon	Faberchimica Fila Lithofin HMK Bonasystems Italia Bonasystems Italia		 <p>It stains, absorbs</p> 	

RESISTANCE TO COLD LIQUIDS

EN 12720 - RESISTANCE TO COLD LIQUIDS				
Products	Contact Time			
	16 hours	1 hour	10 min	10 sec
Acetic acid (10 % aqueous solution)	5	/	/	-
Acetone	5	-	-	/
Ammonia (10 % aqueous solution)	5	/	/	-
Red Wine	5	/	/	-
Citric acid (10 % aqueous solution)	5	/	/	-
Detergent Solution	5	/	-	-
Coffee	5	/	-	-
Chloramine T (2.5% aqueous solution)	5	/	/	-
Ethanol (48% aqueous solution)	5	/	/	-
Ethyl-butyl acetate (1:1)	5	-	-	/
Olive Oil	5	/	/	-
Paraffin oil	5	/	-	-
Sodium Carbonate (10 % aqueous solution)	5	/	-	-
Sodium chloride (15% aqueous solution)	5	/	-	-
Tea	5	/	-	-
Distilled water	5	/	-	-
Lager Beer	5	/	-	-
	5	/	/	-

Evaluation of the results	
/	Not necessary
-	Not required by UNI 10944

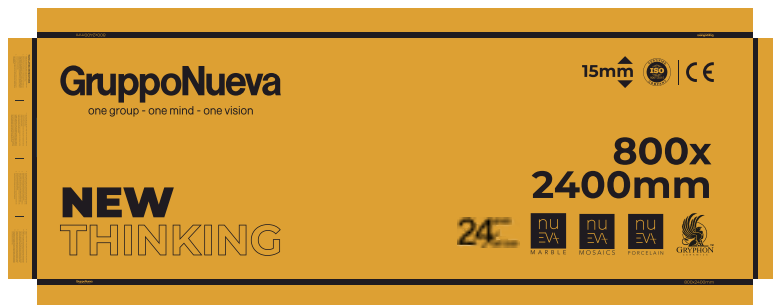
CATAS procedure - RESISTANCE TO COLD LIQUIDS (CLEANING PRODUCTS)	
Products	Contact Time : 16 hours
Cif Gel with bleach	5 (No change)
Cif Spray active with bleach	5 (No change)
Cillit Bang limestone and dirt	5 (No change)
Cif Power Cream Kitchen	5 (No change)
Ajax Classic Universal	5 (No change)
Glassex with ammonia	5 (No change)
Multipurpose Sanitizing Vetril	5 (No change)
Ace bleach	5 (No change)
Viakal	5 (No change)
Denatured alcohol	5 (No change)
Ammonia (sol6 / 7 %)	5 (No change)
Mastro Lindo	5 (No change)
Ajax floors	5 (No change)
Rio Casamia floors	5 (No change)
Lisoform Casa	5 (No change)

Evaluation of the results	
5	No change
4	Slight level of change
3	Moderate level of Change
2	Significant level of Change
1	Very high level of change

HEAVY CLEANING

Support to clean	Type of dirt	What to use	Instructions	Name of detergent	Manufacturer
ULTIMATE5 COUNTERTOP	Coffee, Coca Cola®, fruit juice	Detergent Alkaline-based	Follow the instructions given by the manufacturer of the detergent.	Coloured stain remover Ps87 Cresind	Faberchimica Fila Panaria Group
	Wine	Oxidising detergent	Follow the instructions given by the manufacturer of the detergent.	Oxidant	Faberchimica
	Lime residues	Acid-based etergents	Follow the instructions given by the manufacturer of the detergent. Test the product on the tiles before use. This applies in particular to honed or polished products.	Viakal	Procter & Gamble
	Rust	Acid-based etergents	Dilute the product and apply directly on the stain. Allow to act for 10/20 minutes then rinse thoroughly. If necessary repeat. Test the product on the tiles before use. This applies in particular to honed or polished products.	Diluted muriatic acid	(various manufacturers)
	Pencil marks and metal marks	Abrasive paste	Follow the instructions given by the manufacturer of the detergent. Test the product on the tiles before use. This applies in particular to honed or polished products.	Polishing cream Vim clorex Detergum (*) Strong remover (*) (*DO NOT use on lapped or polished products.	Faberchimica Guaber Zep Italia Faberchimica
	Ink/felt-tip pen	Detergent solvent based	Solvents should be applied undiluted directly on the stain. Let them act for about 15/30 seconds. If necessary repeat. As far as "Coloured stain remover" is concerned, follow the manufacturer's instructions.	Nitro thinner 1,2-dichloroethylene Turpentine / white spirit Coloured stain remover	(various manufacturers) (various manufacturers) (various manufacturers) Faberchimica
	Nail polish	Detergent solvent based	Solvents should be applied undiluted directly on the stain. Let them act for about 15/30 seconds. If necessary repeat.	Acetone Solvent for nail polish	(various manufacturers) (various manufacturers)
	Dirt from grout	Detergent for grout	Follow the instructions given by the manufacturer of the detergent	Fuganet Fugenreiniger	Fila Lithofin

BOX PACKING



GruppoNueva
one group - one mind - one vision

NEW
THINKING