



**PORCELAIN TILES**  
600x600mm

SPECIAL COLORS SERIES  
STONE PUNCH  
600X600




CALYPSO WHITE




SPECIAL COLORS SERIES  
STONE PUNCH  
600X600





CALYPSO BLACK



HERITAGE PUNCH SERIES  
600X600




HERITAGE TAJ



HERITAGE PUNCH SERIES  
600X600




HERITAGE FORT



HERITAGE PUNCH SERIES  
600X600



HERITAGE VALLEY



SLATE PUNCH  
600X600



SPARTAN COFFEE



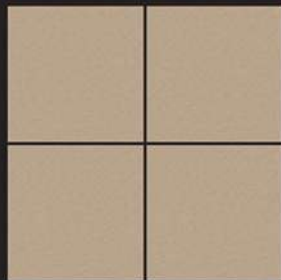
RANDOM



SLATE PUNCH  
600X600



SPARTAN OLIVE




RANDOM






SLATE PUNCH  
600X600



ROCK DECK GRIS



RANDOM



SLATE PUNCH  
600X600



ROCK DECK LUX



RANDOM



SLATE PUNCH  
600X600



CORUS SAND



RANDOM



SLATE PUNCH  
600X600



GYPSUM SAND



RANDOM



SLATE PUNCH  
600X600



GARNET SAND



RANDOM



SLATE PUNCH  
600X600



SILICA SAND



RANDOM



SLATE PUNCH  
600X600



DESERT SAND



RANDOM



CEMENTO PUNCH  
600X600



SCOTLAND NEUTRAL



RANDOM






CEMENTO PUNCH  
600X600



SCOTLAND BIANCO



RANDOM



CEMENTO PUNCH  
600X600



SCOTLAND BROWN




RANDOM



CEMENTO PUNCH  
600X600



SCOTLAND CREMA



RANDOM



STRIP PUNCH  
600X600



MESSY WOOD STRIP



STRIP PUNCH  
600X600



ROVER WOOD STRIP



WOOD PUNCH  
600X600



RICH WOOD



WOOD PUNCH  
600X600



KASHMIR WOOD



STAR PUNCH  
600X600MM



NATIVE WOOD






# PUNCH SUGAR SERIES

600X600



SUGAR+PUNCH




SALTY CHARCOAL

- High Durability
- Easy Installation
- Anti Slip Surface
- Easy Maintenance
- Hygienic Surface
- Fire & Water Resistance




# PUNCH SUGAR SERIES

600X600



SUGAR+PUNCH



SALTY SILVER

High Durability   Easy Installation   Anti Slip Surface   Easy Maintenance   Hygienic Surface   Fire & Water Resistance



# PUNCH SUGAR SERIES

600X600



SUGAR+PUNCH



SALTY CHOCKO

- High Durability
- Easy Installation
- Anti Slip Surface
- Easy Maintenance
- Hygienic Surface
- Fire & Water Resistance



# PUNCH SUGAR SERIES

600X600



SUGAR




SAND GRAFITE

- High Durability
- Easy Installation
- Anti Slip Surface
- Easy Maintenance
- Hygienic Surface
- Fire & Water Resistance




# PUNCH SUGAR SERIES

600X600



SUGAR+PUNCH




SAND BLANCO

- High Durability
- Easy Installation
- Anti Slip Surface
- Easy Maintenance
- Hygienic Surface
- Fire & Water Resistance



# PUNCH SUGAR SERIES

600X600



SAND NEGRO


SUGAR+PUNCH

- High Durability
- Easy Installation
- Anti Slip Surface
- Easy Maintenance
- Hygienic Surface
- Fire & Water Resistance



# PUNCH SUGAR SERIES

600X600



SUGAR



SAND MINERAL

- High Durability
- Easy Installation
- Anti Slip Surface
- Easy Maintenance
- Hygienic Surface
- Fire & Water Resistance

